

EXCEL

MULTISENSOR MEASURING CENTER™

661
662
664

EXCEL

MULTISENSOR MEASURING CENTER™

661
662
664

Specifications:

Model	Excel 661 HM/HC	Excel 662 HM/HC	Excel 661 UM/UC	Excel 662 UM/UC	Excel 664 UM/UC
Measurement Capacity	650x680x160mm (25.5"x26.7"x6.2")	650x680x250mm (25.5"x26.7"x9.8")	650x680x160mm (25.5"x26.7"x6.2")	650x680x250mm (25.5"x26.7"x9.8")	650x680x400mm (25.5"x26.7"x15.7")
Machine Dimensions	1311x1600x1608 (50.7"x81.6"x63.3")	1311x1600x1788mm (50.7"x81.6"x70.4")	1311x1600x1608mm (50.7"x81.6"x63.3")	1311x1600x1788mm (50.7"x81.6"x70.4")	1311x1600x2088mm (50.7"x81.6"x82.2")
Scale Resolution	0.4 µm	0.4 µm	0.1 µm	0.1 µm	0.1 µm
XY Accuracy, E₂	2.8+L/200	3.1+L/200	2.5+L/200	2.8+L/200	3.5+L/150
Z Accuracy, E₁	2.8+L/100	3.3+L/100	2.5+L/100	3.0+L/100	3.8+L/100
Zoom Ratio (Optical, Digital)	18.5:1 (6.5:1, 3:1)	18.5:1 (6.5:1, 3:1)	36:1 (12:1, 3:1)	36:1 (12:1, 3:1)	36:1 (12:1, 3:1)
On-Screen Zoom Range	20x - 370x to 40x - 740x	20x - 370x to 40x - 740x	15x - 540x to 30x - 1080x	15x - 540x to 30x - 1080x	15x - 540x to 30x - 1080x
Weight Capacity	100kg on Glass	100kg on Glass	100kg on Glass	100kg on Glass	100kg on Glass

Based on Micro-Vu Accuracy & Repeatability specification. Z Accuracy is mechanical accuracy; focus accuracy depends on the part surface. On-Screen zoom range depends on monitor size and resolution. Additional weight capacity is possible with appropriate fixtures. We reserve the right to change product specifications without notice.

If You Can See It ...

We Can Measure It!




Aerospace Components
Appliance Parts
Bearings and Brackets
Bottles and Caps
Catheters
Chips
Component Placements
Cutting Tools
Dies

Disc Heads
Electronics
Fabricated Parts
Fasteners
Fiber Optic Ferrules
Flex Circuits
Gaskets and Seals
Injector Nozzles
Implants - Medical and Dental

LCD and Flat Panel Parts
Lead Frames
Machine Shop Parts
Masks
Medical Components
Micro Machined Parts
Molds
Mother Board Connectors
Motor Laminates

Mylar Art Work
Needles
Office Furniture
O-Rings
Packaging
PCB & Automotive Connectors
Plastic Molded Parts
Powdered / Sintered Metal Parts
Printed Labels

Stamped Parts
Stencils
Stents and Delivery Systems
Threaded Hole Locations
Wafers
Watch Components
Wire Connectors
and more ...



**High Speed and Accuracy
Advanced Zoom and Lighting
Integrated Vision, Touch, and Laser
Measure Multiple Parts and Extra Large Parts**



Micro-Vu Corporation

7909 Conde Lane Windsor, CA 95492 USA
Phone 707 838 6272 Fax 707 838 3985

www.microvu.com

MICRO-VU CORPORATION

PRECISION MEASUREMENT SYSTEMS

The Excel Multisensor Measuring Centers™ employ new technologies to provide high speed and accuracy on reliable and affordable measurement systems.

In addition to Vision capabilities, the Excel offers Touch Probe and Laser measurement capabilities. Touch Probe capabilities improve 3D measurement capabilities. Laser capabilities improve speed for scanning and Z height measurements.

With the multisensor capabilities, advanced digital and optical zoom, proprietary edge detection, and InSpec Metrology Software, the Excel Measuring Centers™ can handle demanding measurement applications.

The gantry style system accommodates large parts or fixtures of multiple parts while maintaining a relatively small footprint. Parts up to 800 mm wide and weighing up to 100kg fit on the stage.

Large XY Stage Capacity and Tall Z Capacity

- 650 x 680 x 160 mm (25.5" x 26.7" x 6.2")
- 650 x 680 x 250 mm (25.5" x 26.7" x 9.8")
- 650 x 680 x 400 mm (25.5" x 26.7" x 15.7")

42 or 18 Channel Lighting


- Profile (Backlighting)
- Surface (Ring Light)
- Axial (Thru the Lens)

Programmable Optical Zoom and 3x Digital Zoom


Stable Granite Base with Linear Bearing Design

USB Connection to Computer

InSpec Metrology Software Seamlessly Integrates Multisensor Measurements



Touch Probe Ready
Automated Probe Calibrations
Automatic Approach Vectoring
4 and 6 Station Probe Racks



Laser Probe Ready
Point and Path Data
Graphical Range Display
Automated Laser Calibrations



Rotary Indexer Ready
Vertical and Horizontal Mounting
Automated Rotary Calibration
Faceplate and Chuck Included



Surface Ring Light
Enhance Difficult-to-See Edges
Directional Light from 27° to 75°
Macro: 5 Rings, 8 Sectors, 40 Segments
Standard: 2 Rings, 8 Sectors, 16 Segments
Long and Short Working Distances



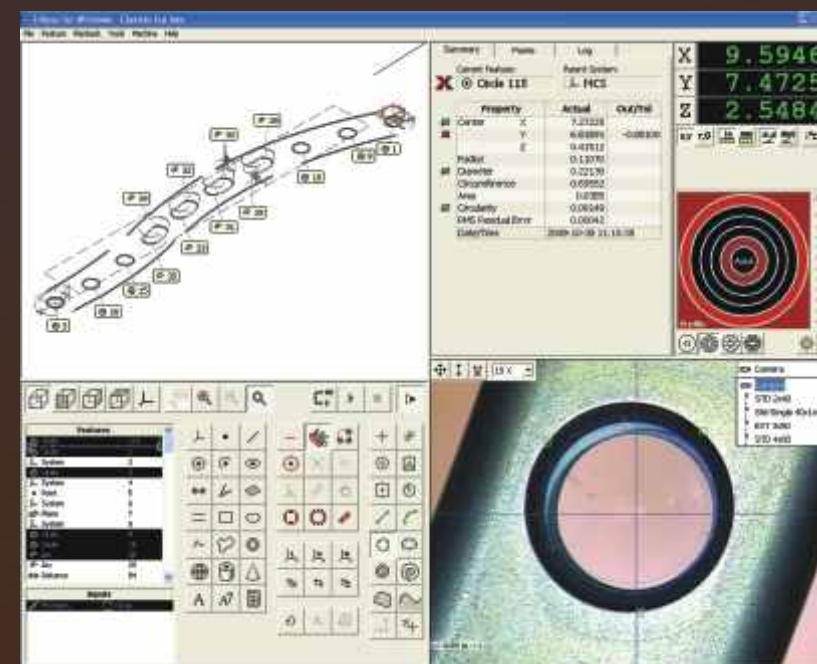
Lighting Features
Intuitive Graphic Controls
Ring, Sector, Segment Selection
Long Life LEDs, ~10,000hrs
White Lighting for Color
Red Lighting for B&W



Automated Platen Ready
Hold Flexible Parts Flat for Inspection
Control Warp and Flex
Improve Measurement Accuracy
Automated Open and Close
Inspection Area Maximized by Design

INSPEC METROLOGY SOFTWARE

Powerful Yet Easy-to-Use
Adaptive Vision Tools
Point and Click Programming
Easy Tolerancing and Reporting



Instant Vision Tool Editing
Click & Drag Size and Location

Stored Snapshots
Instant Tool Review and Edits

Instant Feature Input Editing
Delete and Append Inputs

Fixed Frame Layout By Design
Results at a Glance

Whisker Charts of Fit
View Raw Point Data

CAD Import / Export
Automatic Tool Construction

Compatibility By Design
Legacy Software and Computers

Automated Calibrations By Design
Optics, Lighting, and Stage